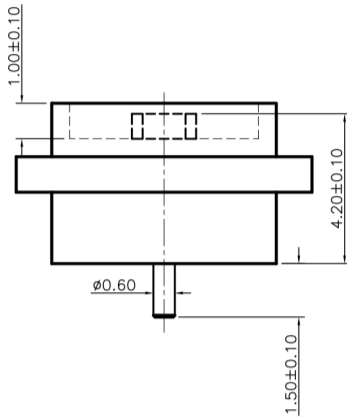
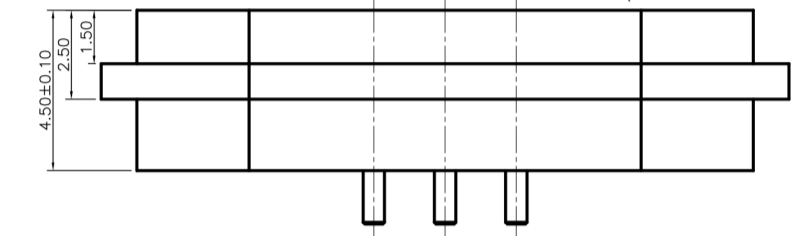
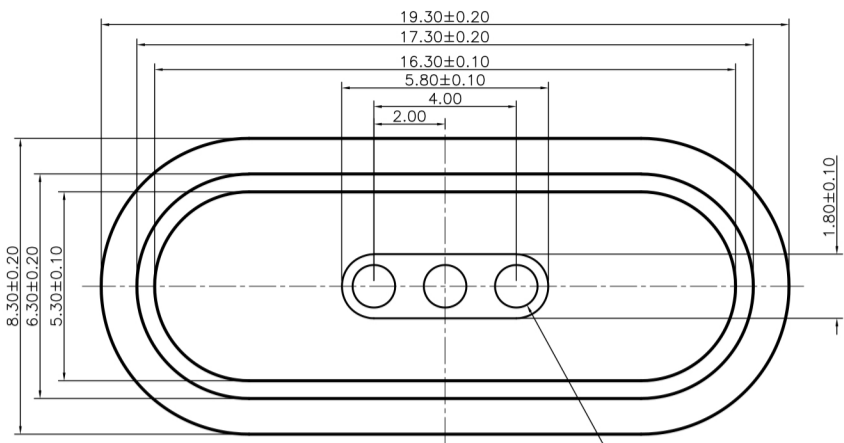
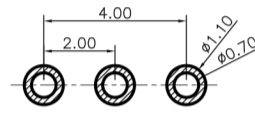
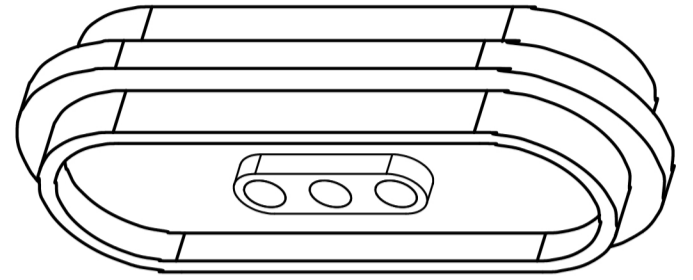


Please Approve this Drawing
Date
Signature

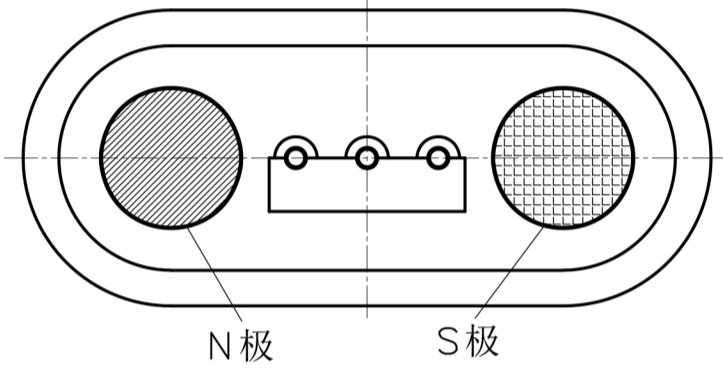
NO.	Part Name	Q'TY	Material	Plated surface
1	Pin	3	IBi59	Au 5u" Min. OVER 50U~120" Ni
2	Magnet	2	NdFeB	Ni Plating
3	Housing	1	High temp.Plastic; UL94 V-0	Color Black



NOTES:
1. Electrical
.Rated Current & Voltage : DC 12 V ; 3.0A Max.
.Contact Resistance: 50 mohm maximum at Working Height(Quiescence)
2. Environmental
.Operating Temperature: -40°C~+85°C
.Humidity Range: 10%RH~90%RH
.Salt Spray: 48 Hours
3 .RoHs&HF compliant product.



Recommended pcb layout
Layout tolerance: ±0.05mm

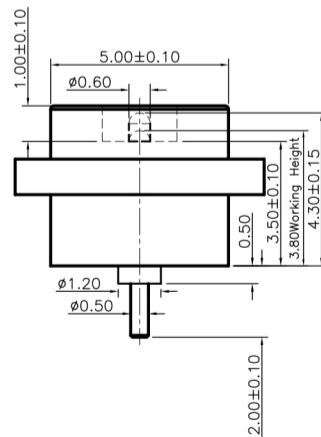
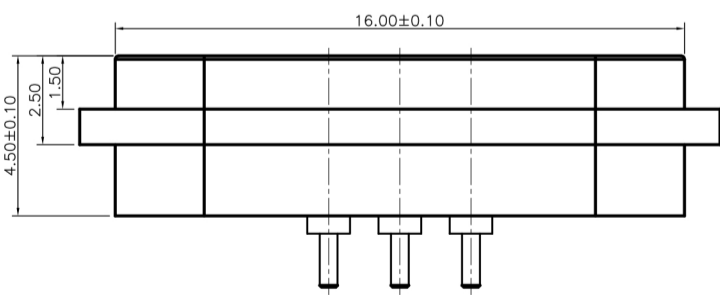
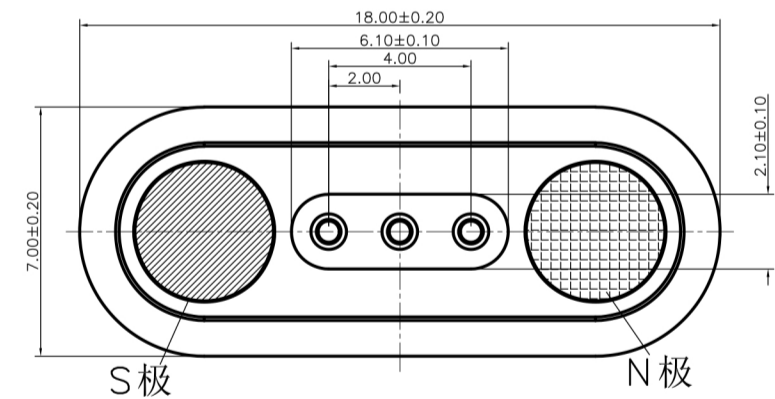


DRAWN	CDH	DATE	2022.07.22		东莞市双盟电子有限公司	
CHECKED		SCALE	10:1	VER.	B.0	
APPROVED		TITLE	pogo pin female connector.		Ang:	Dim:
PROJECT		DRAWING NO.	PPF.03-816-0502		0 ±1°	0 ±0.15
SHEET	1 of 1	UNIT	mm		.0 ±0.5°	.0 ±0.10
					.00 ±0.25°	.00 ±0.05

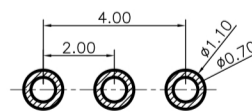
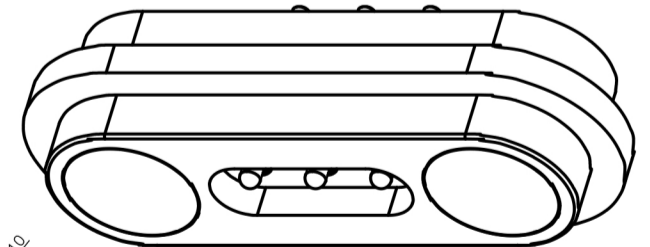
VER.	DESCRIPTION	ECN NO.	DATE

Please Approve this Drawing
Date
Signature

NO.	Part Name	Q'TY	Material	Plated surface
1	Plunger	3	IBi59	Au 5u" Min. Over 50u" Min. Ni
2	Barrel	3	IBi59	Au 3u" Min. Over 50u" Min. Ni
3	Spring	3	SUS304	
3	Ball	3	SUS304	Au 1u" Min. Over 50u" Min. Ni
4	Housing	1	High temp.Plastic; UL94 V-0	Color Black
5	Magnet	2	NdFeB	Plating Ni



NOTES:
1. Electrical
.Rated Current & Voltage : DC 12 V ; 3.0A Max.
.Contact Resistance: 50 mohm maximum at Working Height(Quiescence)
2. Mechanical
.Full store: 0.70 mm
.Working Store: 0.50 mm
.Spring Force: 40gf±10gf at Working Height
.Durability:10,000 cycles(minimum)
3. Environmental
.Operating Temperature: -25°C~+85°C
.Humidity Range: 10%RH~90%RH
.Salt Spray: 48 Hours
4. When the current is greater than 1A then need to increase the time delay circuit(3 second)
5. To avoid arcing issue, The adaptor start to power supply after connector mated fully.
6. To ensure the best usage,please operate it based on the working height.
7 .RoHs&HF compliant product.



Recommended pcb layout
Layout tolerance: ±0.05mm

DRAWN	CDH	DATE	2022.07.22		东莞市双盟电子有限公司	
CHECKED		SCALE	10:1	VER.	B.0	
APPROVED		TITLE	pogo pin male connector.		Ang:	Dim:
PROJECT		DRAWING NO.	PPM.03-816-0502		0 ±1°	0 ±0.20
SHEET	1 of 1	UNIT	mm		.0 ±0.5°	.0 ±0.15
					.00 ±0.25°	.00 ±0.10

VER.	DESCRIPTION	ECN NO.	DATE