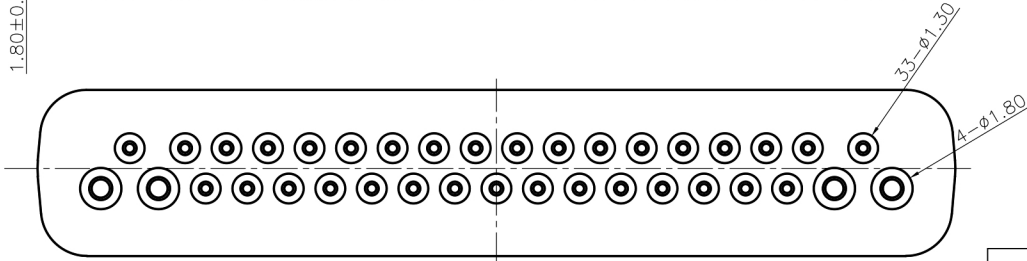
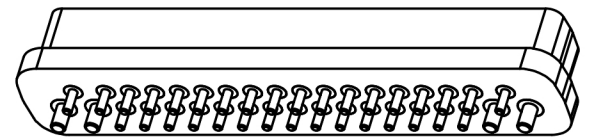
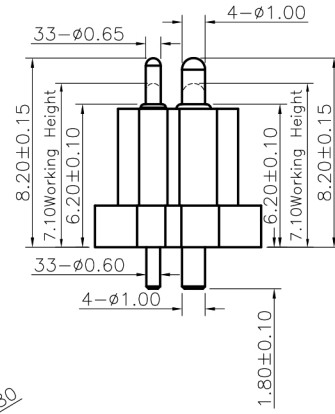
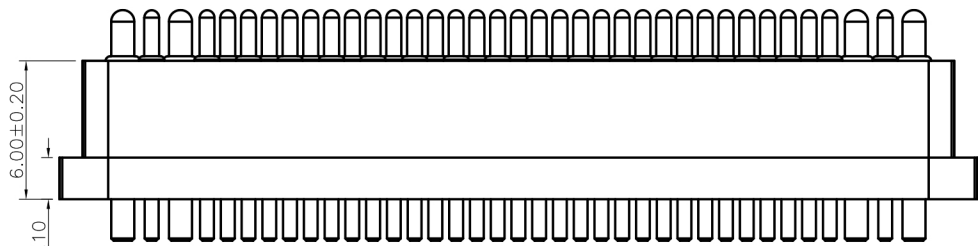
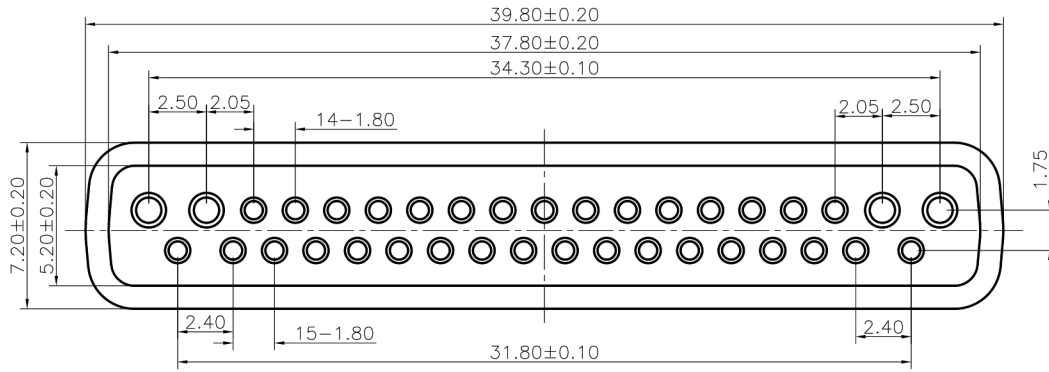


Please Approve this Drawing
Date
Signature

NO.	Part Name	Q'TY	Material	Plated surface
1	Plunger	37	HB159	AU 5U" MIN OVER 50~120 U" NI
2	Barrel	37	HB159	AU 3U" MIN OVER 50~120 U" NI
3	Spring	37	SUS	N/A
4	Housing	1	High temp.Plastic; UL94 V-0	Color Black

NOTES:

- Electrical
 - .Rated Current & Voltage : DC 12 V ; 2.0A (大PIN) , 1.0A (小PIN)
 - .Contact Resistance: 50 mohm maximum at Working Height(Quiescence)
- Mechanical
 - .Full store: 1.50 mm
 - .Working Store: 1.10 mm
 - .Spring Force: 30gf±20%gf at Working Height (小PIN)
 - .Spring Force: 60gf±20%gf at Working Height (大PIN)
 - .Durability:10,000 cycles(minimum)
- Environmental
 - .Operating Temperature: -30°C~+80°C
 - .Humidity Range: 10%RH~90%RH
 - .Salt Spray: 48 Hours
- When the current is greater than 1A then need to increase the time delay circuit(3 second)
- To avoid arcing issue, The adaptor start to power supply after connector mated fully.
- To ensure the best usage,please operate it based on the working height.
- .RoHs&HF compliant product.



DRAWN	lys	DATE	2022.04.08		东莞市双盟电子有限公司	
CHECKED		SCALE	10:1	VER. B.0		
APPROVED		TITLE	pogo pin connector.		Ang:	Dim:
PROJECT		DRAWING NO.	PPM.37-995-0502		0 ±1°	0 ±0.20
SHEET	1 of 1	UNIT	mm		.0 ±0.5°	.0 ±0.15
					.00 ±0.25°	.00 ±0.10

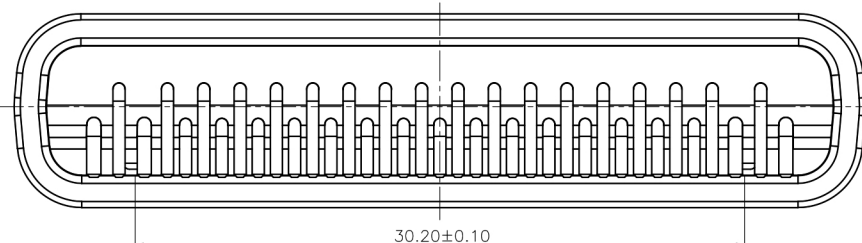
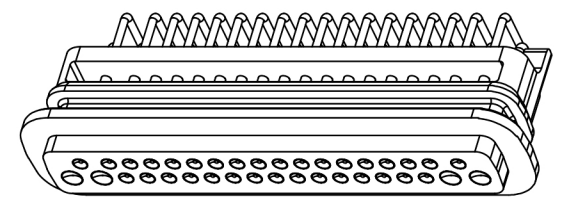
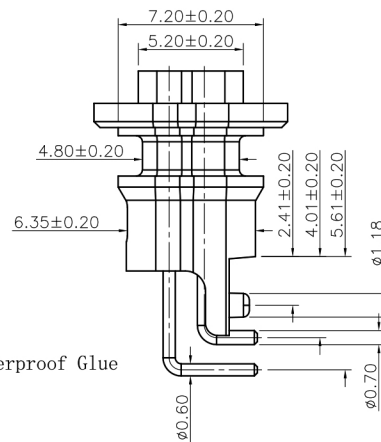
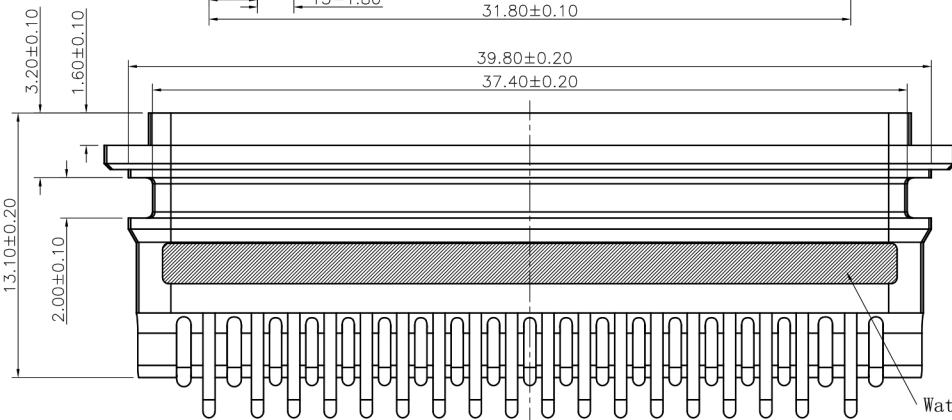
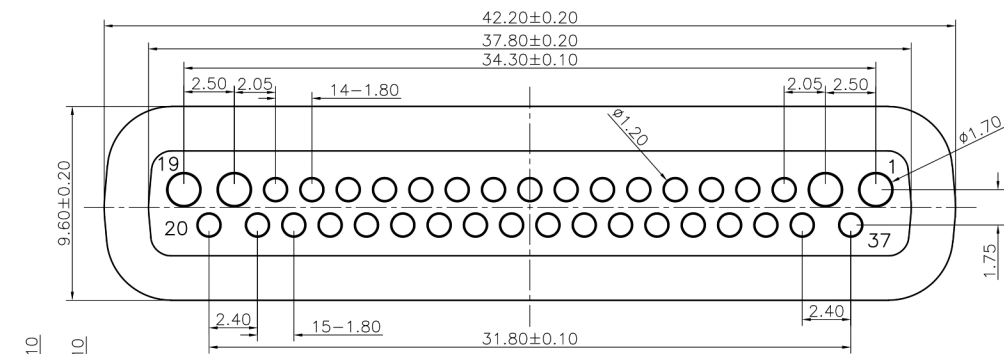
VER.	DESCRIPTION	ECN NO.	DATE
------	-------------	---------	------

Please Approve this Drawing
Date
Signature

NO.	Part Name	Q'TY	Material	Plated surface
1	Pin	37	HB159	AU 5U" MIN OVER 50~120 U" NI
2	Housing	1	High temp.Plastic; UL94 V-0	Color Black

NOTES:

- Electrical
 - .Rated Current & Voltage : DC 12 V ; 2.0A
 - .Contact Resistance:50 mohm maximum at Working Height(Quiescence)
- Environmental
 - .Operating Temperature: -40°C~+85°C
 - .Humidity Range: 10%RH~90%RH
 - .Salt Spray: 48 Hours
 - .Dustproof and waterproof: IP67
- RoHs&HF compliant product.



DRAWN	lys	DATE	2021.11.06		东莞市双盟电子有限公司	
CHECKED		SCALE	10:1	VER. A.0		
APPROVED		TITLE	pin connector.		Ang:	Dim:
PROJECT		DRAWING NO.	PPF.37-995-0502		0 ±1°	0 ±0.20
SHEET	1 of 1	UNIT	mm		.0 ±0.5°	.0 ±0.15
					.00 ±0.25°	.00 ±0.10

VER.	DESCRIPTION	ECN NO.	DATE
------	-------------	---------	------