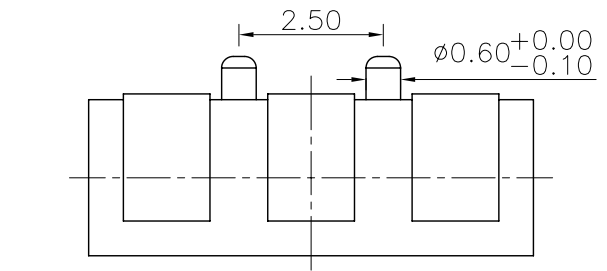
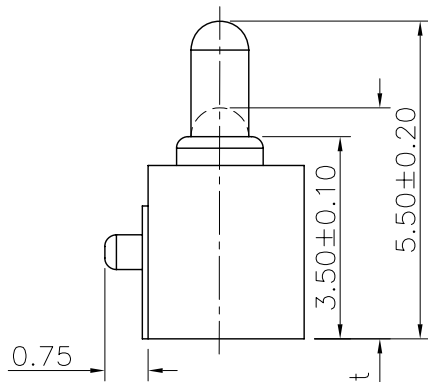
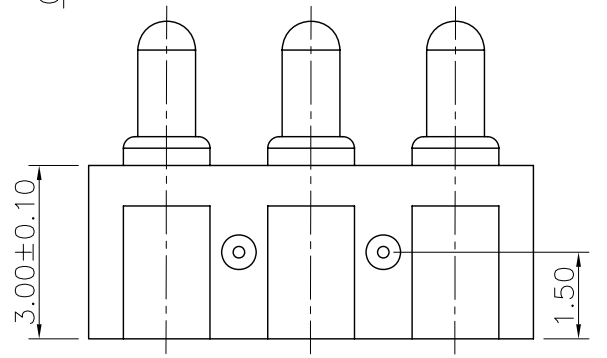
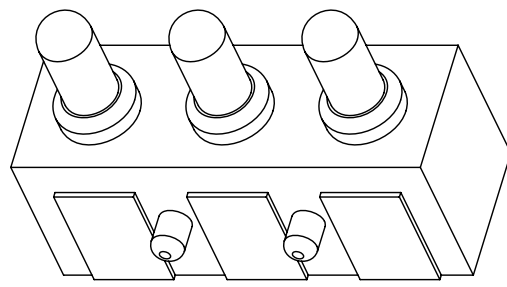
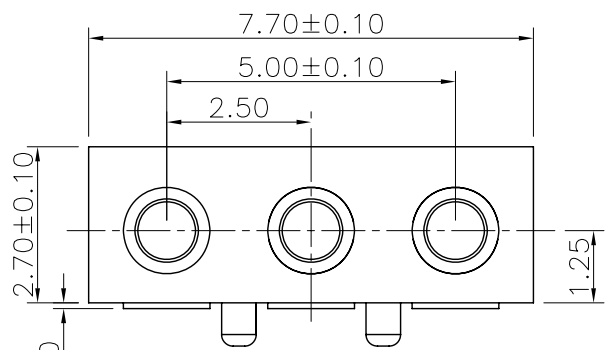


Please Approve this Drawing	
Date	
Signature	

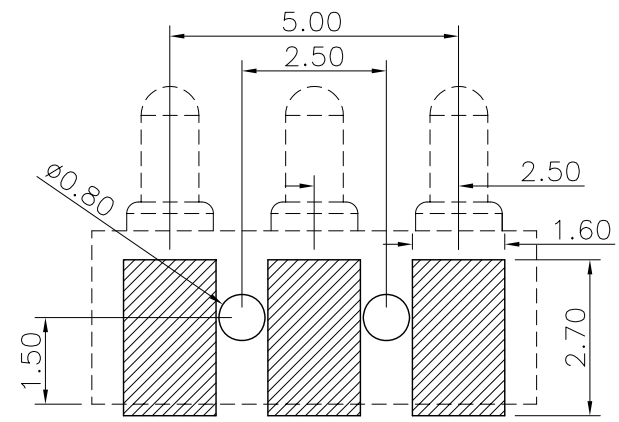
NO.	Part Name	Q'TY	Material	Plated surface
1	Plunger	3	Brass	Au 3u" Min. Over 50u" Min. Ni
2	Barrel	3	Brass	AU 3U" MIN OVER 50 U" Min. NI
3	Spring	3	SUS304	N/A
4	Housing	1	High temp.Plastic; UL94 V-0	Color Black
5				



4.00 Working Height

**NOTES:**

- Electrical**  
 .Rated Current & Voltage : DC 12 V ; 1.0A  
 .Contact Resistance:50 mohm maximum  
 at Working Height(Quiescence)
- Mechanical**  
 .Full store: 1.90 mm  
 .Working Store: 1.50 mm  
 .Spring Force : 100gf±20gf at Working Store  
 .Durability:20,000 cycles(minimum)
- Environmental**  
 .Operating Temperature: -40°C~+70°C  
 .Humidity Range: 10%RH~90%RH  
 .Salt Spray: 48 Hours
- When the current is greater than 1A then need to increase the time delay circuit(3 second)
- To avoid arcing issue, The adaptor start to power supply after connector mated fully.
- To ensure the best usage,please operate it based on the working height.
- RoHs&HF compliant product.



Recommended pcb layout  
 layout tolerance: ±0.05mm

VER.	DESCRIPTION	ECN NO.	DATE

DRAWN	lys	DATE	2020.11.23	东莞市双盟电子有限公司	
CHECKED		SCALE	10:1 VER. B.0		
APPROVED		TITLE	pogo pin connector.	Ang:	Dim:
PROJECT		DRAWING NO.	PPM.03-251-0302	0 ±1°	0 ±0.15
SHEET	1 of 1	UNIT	mm	.0 ±0.5°	.0 ±0.10
				.00 ±0.25°	.00 ±0.05