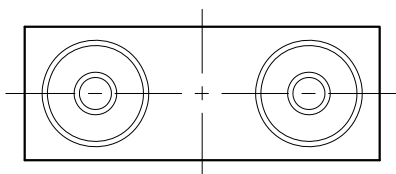
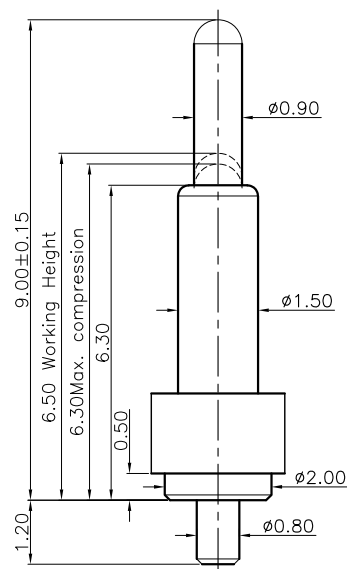
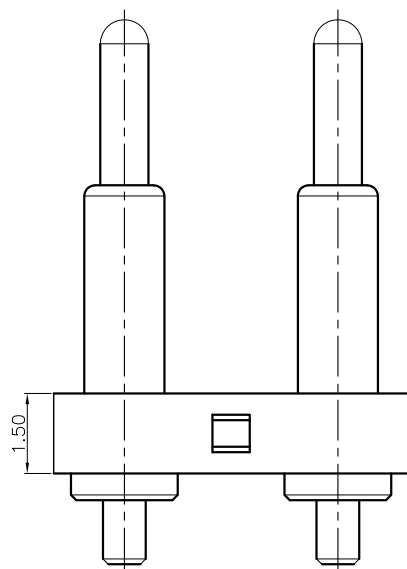
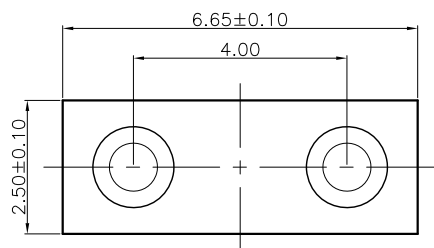


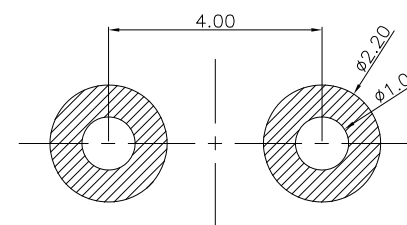
Please Approve this Drawing	
Date	
Signature	

NO.	Part Name	Q'TY	Material	Plated surface
1	Plunger	2	Lead free copper	Au 5u" Min. OVER 50U~120" Ni
2	Barrel	2	Lead free copper	Au 5u" Min. OVER 50U~120" Ni
3	Spring	2	SUS304	/
4	Housing	1	High temp.Plastic; UL94 V-0 Color Black	
5				



NOTES:

- Electrical
 - .Rated Current & Voltage : DC 24 V ; 2.0A
 - .Contact Resistance: 50 mohm maximum at Working Height(Quiescence)
- Mechanical
 - .Full store: 2.70 mm
 - .Spring Force : 40g±10g at Working Height
 - .Durability:10,000 cycles(minimum)
- Environmental
 - .Operating Temperature: -40°C~+85°C
 - .Humidity Range: 10%RH~90%RH
 - .Salt Spray: 48 Hours
- When the current is greater than 1A then need to increase the time delay circuit(3 second)
- To avoid arcing issue, The adaptor start to power supply after connector mated fully.
- To ensure the best usage,please operate it based on the working height.
- .RoHS&HF compliant product.



Recommended pcb layout
Layout tolerance: ±0.05mm

DRAWN	CDH	DATE	2023.03.09			东莞市双盟电子有限公司	
CHECKED		SCALE	10:1	VER.	A.0		
APPROVED		TITLE	pogo pin connector			Ang:	Dim:
PROJECT		DRAWING NO.	PPM.02-5752-0501			0 ±1°	0 ±0.15
SHEET	1 of 1	UNIT	mm			.0 ±0.5°	.0 ±0.10
						.00 ±0.25°	.00 ±0.05

VER.	DESCRIPTION	ECN NO.	DATE